



JELD WEN
WINDOWS & DOORS

MOLDED
INTERIOR DOORS



OPEN UP A NEW LOOK

Just as a coat of paint can change the look of a room, interior doors can have a dramatic effect. And no one understands that better than JELD-WEN.

We offer a wide array of interior doors designed to highlight your personal style and add interest to any home. A JELD-WEN® molded interior door can create a focal point in a room and accent a pantry or hallway closet, all while providing privacy and blocking sound.

The beauty goes far beyond the surface, with quality that is tangible. You'll feel it in the way these well-crafted doors open and close. You'll notice the quality and security of the hardware. And you'll appreciate the design, construction, and operation of these doors for years to come.

To us, a door is a design statement — and part of the bigger picture of what makes your house a home.



TABLE OF CONTENTS

WHY BUY JELD-WEN® INTERIOR DOORS	5
FLAT PANEL	
Madison® Smooth	6
Monroe® Smooth	7
Birkdale™ Smooth	8
Craftsman III™ Smooth	9
Conmore® Smooth	10
RAISED PANEL	
Cambridge™ Smooth	11
Carrara® Smooth	12
Princeton™ Smooth	13
Camden® Textured	14
Caiman® Smooth	15
Continental™ Smooth	16
Santa Fe™ Smooth	17
Rockport™ Smooth	18
Colonist® Smooth or Textured	19
Impression™ Mirror	20
COMMERCIAL WIDE-STILE	21
PROCORE® SOLID CORE	22
AVAILABLE DOOR SIZES	23
WARRANTY	25
ABOUT JELD-WEN	27





WHY BUY JELD-WEN® INTERIOR DOORS

JELD-WEN has long been a leader in setting trends, most notably for the quality of our products. A deeper look reveals what makes these molded interior doors truly special.

SUSTAINABLE MATERIALS



Including sawmill chips, field chips, and leftover wood, JELD-WEN® molded interior doors are made from wood that is the by-product of other operations.

It's a sound logging practice that minimizes waste and enables forests to flourish.

This engineered wood fiber is molded under intense heat and pressure into a high-density fiberboard, assuring consistent quality from door to door, room to room, and home to home.

The doors resist shrinking, swelling, cracking, and joint separation. All doors are available primed with a low VOC, water-based primer, ready to paint, and can be specified in 1-3/8" and 1-3/4" thicknesses. All 1-3/4"-thick doors are available with 20-minute fire ratings and most designs are available with 45- and 60-minute fire ratings. And we back them up with one of the best warranties in the industry. More information can be found at jeld-wen.com.

ENGINEERED FOR HIGH PERFORMANCE

A commitment to excellence and innovation inspires everything we build. Each door is designed for ease of operation, low maintenance, and beauty that stands the test of time. A wide range of colors, hardware, and hardware finishes help you make the statement you want, in styles ranging from contemporary to classic.

PROCORE® SOLID CORE

The solid core construction of this upgrade option reduces transmission of sound by up to 50 percent compared to a hollow core door. A ProCore® door adds privacy, peace, and quiet, and stands up more effectively to the dents and dings of daily life. It helps create a sanctuary for any room in your home.

For the full line of interior doors, visit jeld-wen.com.

*For warranty details, visit jeld-wen.com, click Support, and select JELD-WEN Warranties.



MADISON® SMOOTH

Stately and elegant, the Madison® door offers simple, clean lines that accommodate a wide range of architectural styles. It's an ideal accent to any decor. As an option, choose the ProCore® solid core version of this door for added noise reduction and privacy.





MONROE® SMOOTH

Monroe® offers the upscale feel of a Shaker-inspired stile and rail interior door in a molded design. Recessed, flat panels, smooth surfaces and craftsman sticking accentuate the classic design. Upgrade to a solid core option to help reduce sound transmission between rooms and to meet fire ratings.



BIRKDALE™ SMOOTH


Birkdale™ features three equal flat panels with craftsman sticking. Inspired by Shaker simplicity, Birkdale looks striking in both traditional and contemporary spaces. Choose the Procore® solid core upgrade to help minimize sound transmission and enhance durability.





CRAFTSMAN III™ SMOOTH

This popular design reflects the unadorned, aesthetically balanced style created more than a century ago. With its clean, geometric lines, this door is a great choice for traditional home door replacements or new construction, and is available as a ProCore® solid core door for noise reduction.



CONMORE® SMOOTH

Authenticity is at the heart of this molded, flat 5-panel door. This timeless style helps a passageway or closet make a statement with its classic design and smooth finish. Upgrade to the ProCore® solid core version for additional noise reduction and privacy.





CAMBRIDGE™ SMOOTH

Squared panels give this door a clean, precise look, while its ovolo sticking profile adds dimension. Simplicity adds to its versatility, making this a great choice for most home styles. For noise reduction, choose the ProCore® solid core option.





CARRARA® SMOOTH

Artistry and sophistication set our Carrara® door apart from the ordinary. Its simple panel design adds depth and interest to complement most architectural styles. Various hardware options will also help you get exactly the look that's right for your home. The ProCore® solid core option adds privacy.



PRINCETON™ SMOOTH

Stunning looks and proven operation make this door a great choice for a variety of tastes. Square panels are set off beautifully with a unique arched top, adding subtle elegance to any closet, passageway, or pantry. Multiple hardware options also help match any home.





CAMDEN® TEXTURED

The woodgrain textured surface of the Camden® door has the traditional look of solid wood. Adding an optional ProCore® solid core upgrade helps ensure that you get exactly the right door for your home.





CAIMAN[®] SMOOTH

This door features three-dimensional moulding to deliver the added depth and enhanced beauty you expect from a custom wood door, yet at a better value. Like all JELD-WEN[®] molded interior doors, it is available as a ProCore[®] solid core door, which greatly reduces noise transfer.



CONTINENTAL™ SMOOTH

Every home is different and an interior door can make a big impression. The Continental™ door offers traditional style with unique proportioning of the panel designs. The combination of squared and arched carving gives this door both a familiar and unique look.





SANTA FE™ SMOOTH

Inspired by Southwestern style, the Santa Fe™ door presents grooved, plank-style panels with a subtle flared archway. The result is a door that can fit in with several architectural styles, yet stand out on its own. Choose the ProCore® solid core option for additional privacy.



ROCKPORT™ SMOOTH

Create a new look for any room with streamlined, contemporary style. Our Rockport™ door, like the rest of our molded interior doors, can be ordered as a ProCore® solid core door. Its combination of style and construction will be with you for years to come.






COLONIST® SMOOTH OR TEXTURED

Distinguished by more than a quarter century of precise craftsmanship, this classic interior door style has many imitators. Its elegant 6-panel design is a perfect match for traditional homes and is available with a variety of hardware options.

The popular Colonist® door is also available with a woodgrain textured look, giving it the appearance of a custom wood door. It's a great option to pair with furniture and other decor in your home. To dampen sounds from other rooms, choose the ProCore® solid core door option.



IMPRESSION™ MIRROR

With the Impression™ mirror door, seeing is believing. Its large, inset mirror creates the effect of extra space and larger, brighter rooms. Whether in small bathrooms, bedrooms, or narrow hallways, this design adds beauty and dynamic functionality. The reverse side features the Colonist® textured design.





COMMERCIAL WIDE-STILE

Substantial and dependable, molded commercial wide-stile doors are a great solution for the hospitality industry. These doors are available in the following styles with corresponding sticking profiles: Cambridge™ smooth with beaded; Continental™ smooth with ovolo; and Colonist® smooth with cove and bead.



PROCORE® SOLID CORE

A ProCore® solid core is available as an upgrade option with all our molded doors.

The solid core construction reduces sound transmission by up to 50 percent (compared to a hollow core door) and better withstands the dents and dings of daily life.

You select where privacy is preferred: the most common areas include home offices, bedrooms, playrooms, and home theaters.

CONSTRUCTION

Solid core materials used inside the door affect the weight of the door, sound transmission, its ability to withstand impact, and fire protection ratings.



AVAILABLE DOOR SIZES

SMOOTH SURFACE MOLDED DOORS

Model	1'0"	1'2"	1'3"	1'4"	1'6"	1'8"	1'10"	2'0"	2'2"	2'4"	2'6"	2'8"	2'10"	3'0"	Sticking Profile	ProCore®	Bifolds
Madison®																	
6'8" Smooth	X	X	X	X	X	X	X	X	X	X	X	X	X	X	C	X	X
7'0" Smooth	X	X	X	X	X	X	X	X	X	X	X	X	X	X	C	X	X
8'0" Smooth				X	X	X	X	X	X	X	X	X	X	X	C	X	X
Monroe®																	
6'8" Smooth	X	X	X	X	X	X	X	X	X	X	X	X	X	X	C	X	X
7'0" Smooth	X	X	X	X	X	X	X	X	X	X	X	X	X	X	C	X	X
8'0" Smooth				X	X	X	X	X	X	X	X	X	X	X	C	X	X
Birkdale™																	
6'8" Smooth	X	X	X	X	X	X	X	X	X	X	X	X	X	X	C	X	X
7'0" Smooth	X	X	X	X	X	X	X	X	X	X	X	X	X	X	C	X	X
8'0" Smooth				X	X	X	X	X	X	X	X	X	X	X	C	X	X
Craftsman III™																	
6'8" Smooth	X	X	X	X	X	X	X	X	X	X	X	X	X	X	C	X	X
7'0" Smooth	X	X	X	X	X	X	X	X	X	X	X	X	X	X	C	X	X
8'0" Smooth				X	X	X	X	X	X	X	X	X	X	X	C	X	X
Conmore®																	
6'8" Smooth					X	X		X	X	X	X	X	X	X	S	X	X
7'0" Smooth					X	X		X	X	X	X	X	X	X	S	X	X
8'0" Smooth					X	X		X	X	X	X	X	X	X	S	X	X
Cambridge™																	
6'8" Smooth	X	X	X	X	X	X	X	X	X	X	X	X	X	X	O	X	X
7'0" Smooth	X	X	X	X	X	X	X	X	X	X	X	X	X	X	O	X	X
8'0" Smooth	X	X	X	X	X	X	X	X	X	X	X	X	X	X	O	X	X
Carrara®																	
6'8" Smooth	X	X	X	X	X	X		X	X	X	X	X	X	X	CB	X	X
7'0" Smooth	X	X	X	X	X	X		X	X	X	X	X	X	X	CB	X	X
8'0" Smooth	X	X	X	X	X	X		X	X	X	X	X	X	X	CB	X	X
Princeton™																	
6'8" Smooth	X	X	X	X	X	X	X	X	X	X	X	X	X	X	CB	X	X
7'0" Smooth	X	X	X	X	X	X	X	X	X	X	X	X	X	X	CB	X	X
8'0" Smooth	X	X	X	X	X	X	X	X	X	X	X	X	X	X	CB	X	X
Caiman®																	
6'8" Smooth	X	X	X	X	X	X		X	X	X	X	X	X	X	CB	X	X
7'0" Smooth	X	X	X	X	X	X		X	X	X	X	X	X	X	CB	X	X
8'0" Smooth					X	X		X	X	X	X	X	X	X	CB		
Continental™																	
6'8" Smooth	X	X	X	X	X	X	X	X	X	X	X	X	X	X	O	X	X
7'0" Smooth	X	X	X	X	X	X	X	X	X	X	X	X	X	X	O	X	X
8'0" Smooth	X	X	X	X	X	X	X	X	X	X	X	X	X	X	O	X	X
Santa Fe™																	
6'8" Smooth	X	X	X	X	X	X	X	X	X	X	X	X	X	X	O	X	X
7'0" Smooth	X	X	X	X	X	X	X	X	X	X	X	X	X	X	O	X	X
8'0" Smooth	X	X	X	X	X	X	X	X	X	X	X	X	X	X	O	X	X
Rockport™																	
6'8" Smooth					X	X		X	X	X	X	X	X	X	CB	X	X
7'0" Smooth								X	X	X	X	X	X	X	CB	X	X
8'0" Smooth					X	X		X	X	X	X	X	X	X	CB	X	
Colonist®																	
6'8" Smooth	X	X	X	X	X	X	X	X	X	X	X	X	X	X	CB	X	X
7'0" Smooth					X	X	X	X	X	X	X	X	X	X	CB	X	X
8'0" Smooth					X	X	X	X	X	X	X	X	X	X	CB	X	X

Sticking Profile: B=Beaded, CB=Cove and Bead, C=Craftsman, S=Stepped, O=Ovolo

TEXTURED SURFACE MOLDED DOORS

Camden®	1'0"	1'2"	1'3"	1'4"	1'6"	1'8"	1'10"	2'0"	2'2"	2'4"	2'6"	2'8"	2'10"	3'0"	Sticking Profile	ProCore®	Bifolds
6'8" Textured	X	X	X	X	X	X	X	X	X	X	X	X	X	X	CB	X	X
7'0" Textured	X	X	X	X	X	X	X	X	X	X	X	X	X	X	CB	X	X
Colonist®	1'0"	1'2"	1'3"	1'4"	1'6"	1'8"	1'10"	2'0"	2'2"	2'4"	2'6"	2'8"	2'10"	3'0"	Sticking Profile	ProCore®	Bifolds
6'8" Textured	X	X	X	X	X	X	X	X	X	X	X	X	X	X	CB	X	X
7'0" Textured	X	X	X	X	X	X	X	X	X	X	X	X	X	X	CB	X	X
8'0" Textured	X	X	X	X	X	X	X	X	X	X	X	X	X	X	CB	X	X

Sticking Profile: B=Beaded, CB=Cove and Bead, C=Craftsman, S=Stepped, O=Ovolo

MIRROR MOLDED DOORS

Impression™ Mirror	1'0"	1'2"	1'3"	1'4"	1'6"	1'8"	1'10"	2'0"	2'2"	2'4"	2'6"	2'8"	2'10"	3'0"	Sticking Profile	ProCore®	Bifolds
6'8" Colonist® Textured								X		X	X	X		X	O		

Sticking Profile: B=Beaded, CB=Cove and Bead, C=Craftsman, S=Stepped, O=Ovolo

WIDE-STILE* LIGHT COMMERCIAL DOORS

Cambridge™ Beaded	1'0"	1'2"	1'3"	1'4"	1'6"	1'8"	1'10"	2'0"	2'2"	2'4"	2'6"	2'8"	2'10"	3'0"	Sticking Profile	ProCore®	Bifolds
6'8" Smooth														X	B	X	
7'0" Smooth														X	B	X	
Continental™	1'0"	1'2"	1'3"	1'4"	1'6"	1'8"	1'10"	2'0"	2'2"	2'4"	2'6"	2'8"	2'10"	3'0"	Sticking Profile	ProCore®	Bifolds
6'8" Smooth														X	O	X	
7'0" Smooth														X	O	X	
Colonist®	1'0"	1'2"	1'3"	1'4"	1'6"	1'8"	1'10"	2'0"	2'2"	2'4"	2'6"	2'8"	2'10"	3'0"	Sticking Profile	ProCore®	Bifolds
6'8" Smooth														X	CB	X	
7'0" Smooth														X	CB	X	

Sticking Profile: B=Beaded, CB=Cove and Bead, C=Craftsman, S=Stepped, O=Ovolo

*Assuming standard bore machining (2-1/8" diameter bore), outer stile measurements listed above must be no less than 3-3/4" in order to accommodate a 2-3/8" backset on the lock hole. For 2-3/4" backsets, outer stile measurements must be no less than 3-13/16". If lock bore machining is less than the outer stile measurements listed above, all lock bore drilling must be done within the lock rail for best appearance and performance. Outer stile dimension may vary 1/4" from the measurements listed above.



JELD-WEN® INTERIOR AND EXTERIOR DOOR SLAB AND SYSTEM LIMITED WARRANTY

OUR WARRANTY TO YOU...

JELD-WEN® Products¹ are designed to create lasting value for your home. This warranty is effective for JELD-WEN products manufactured on or after **June 1, 2019** for use in the United States and Canada. Any previous warranties will continue to apply to door products manufactured by JELD-WEN prior to this date. For additional information, including care and maintenance information, refer to www.jeld-wen.com or www.jeld-wen.ca.

WHAT THIS WARRANTY COVERS

We warrant to the original owner² if your JELD-WEN Product exhibits a defect in material or workmanship within the time periods from the date of purchase as specified below, we will, at our option, repair, replace or refund the purchase price of the Product or component part. Skilled labor³ (where deemed necessary by us) to repair or replace any component is provided for **one (1)** year from the date of purchase.

Owner-Occupied Single-Family Residence Limited Warranty

Door Slabs: Except as set forth below, we warrant our door slabs, including any glass inserts, miscellaneous hardware, and accessories provided and installed by us, as follows:

Door Slab	Coverage
Fiberglass Exterior Doors	As long as you own and occupy your residence
Steel Exterior Doors	Ten (10) years
Wood Exterior Doors	Five (5) years
Interior MDF Doors	Ten (10) years
All Other Interior Doors	Five (5) years

Factory Prefinish: We warrant the factory-applied prefinish on our doors against peeling, checking, or cracking for periods listed below. Should the factory prefinish be proven defective, we will at our option, replace or refinish the door or pay up to the credit indicated per opening to the current owner. (Note: this coverage applies to factory-applied finish coat options only; standard factory-applied primer is not a finish coat.)

Product	Coverage	Refinish Credit
Aurora® Fiberglass Doors	10 years	\$350 per opening
Other Fiberglass and Steel Doors	10 years	\$100 per opening
Custom Exterior Wood Doors	1 year	\$250 per opening
Custom Interior Wood Doors	1 year	\$150 per opening
All Other Doors	1 year	\$100 per opening

Door Frames: We warrant our door frames for **one (1)** year from the date of purchase.

AuraLast® Protection for Door Slabs and Frames: Our AuraLast pine wood door slabs will be free from wood decay and/or termite damage for **twenty (20)** years from the date of initial purchase. Our AuraLast pine door frame components will be free from wood decay and/or termite damage **for as long as the original consumer owns the home** in which the AuraLast wood frames are originally installed. Warranty coverage outside Canada, the contiguous 48 states and Alaska is contingent upon approval from the JELD-WEN Customer Care Department. Please contact us.

Severe Weather® Glass: We warrant each Severe Weather glass unit for **ten (10)** years.

Retractable Screens: We warrant retractable roll screens for **five (5)** years.

Stress Cracks: Applies to sealed glass units installed in exterior doors. Laminated glass and special glazings are excluded. Coverage for **one (1)** year includes replacement glass and skilled labor³ necessary

to replace the glass. Stress cracks occur when, in the first year after manufacture, the glass develops a crack without sign of impact.

Commercial Limited Warranty (Other than Owner-Occupied Single-Family Residence)

All Door Slabs, Components, Prefinishes, and Options:

Warranty coverage is the lesser of five (5) years from the date of purchase or the period indicated above for Owner-Occupied Single-Family Residences.

Transferability

This warranty is not transferable.

HOW TO GET ASSISTANCE

If you have a problem with your JELD-WEN Door, immediately upon discovery, contact the distributor or dealer from whom you purchased our product or contact us directly:

In the United States:	
Mail:	JELD-WEN Customer Care Attn: Door Warranty Claims P.O. Box 1329, Klamath Falls, OR 97601
Phone:	800-JELD-WEN (800-535-3936)
Fax:	800-436-5954
Email:	CustomerServiceAgents@jeld-wen.com
Web:	www.jeld-wen.com/contact-us
In Eastern Canada:	
Mail:	JELD-WEN Service Department 90, rue Industrielle Saint-Appollinaire, Quebec, Canada GOS 2E0
Phone:	800-463-1930
Fax:	888-998-1599
In Western Canada:	
Mail:	JELD-WEN Service Department 550 Munroe Avenue Winnipeg, Manitoba, Canada R2K 4H3
Phone:	888-945-5627 204-668-8230
Fax:	204-663-1072
Email:	wpgservice@jeld-wen.com

We can respond quickly and efficiently if you provide the following: a) date and location of purchase, or product identification from the tag on the top edge of the slab, b) how to contact you, c) the address where the product can be inspected, and d) a description of the apparent problem and the product (photographs are helpful).

What We Will Do

Upon receiving your notification, we will send out an acknowledgment within three business days to the contact, which you have provided. We will investigate your claim and will begin to take appropriate action within 30 days after receipt of notification. If your warranty claim is denied, we may charge an inspection fee for an onsite inspection that is required or requested by you.

If your claim is approved, and we choose to repair or replace the product or a component of the product, the replacement product/component will be provided in the same specification as the original product or its nearest equivalent current product. Replacement products, components and services are warranted for the balance of the original product or service warranty, or 90 days, whichever is longer.

If the claimed nonconformity is warp of a door slab, we may defer repairing or replacing the door slab for a period up to 12 months from the date of claim. It is not uncommon for a temporary warp condition to occur as the door slab adjusts to local humidity and temperature conditions. This deferral will not be counted against the warranty period.

Continued on next page

WHAT THIS WARRANTY DOES NOT COVER

JELD-WEN manufactures and sells both individual door slabs and complete door systems. This warranty does not cover parts or components (e.g., locksets, handles, etc.) not sold by JELD-WEN to the original owner. See your distributor or dealer regarding the warranty on the entire door system and/or these other components.

JELD-WEN is not liable for damage, product failure or poor product performance due to:

- Normal wear and tear, including normal wear and tear of weatherstrip; and natural weathering of surfaces. Variations in the color or texture of wood or finish; surface cracks that are less than 1/32" in width and/or 2" in length; for knotty alder and juniper: surface checks that are less than 1/8" in width and/or 5" in length, and knot placement, quantity, or size.
- Normal wear and tear to hardware and naturally occurring changes to hardware finishes (e.g., corrosion or tarnishing).
- Misuse or abuse; failure to follow the care and maintenance instructions.
- Alteration or modification of the Product (e.g. customer applied peepholes, mail slots, security systems).
- Any cause beyond our reasonable control (e.g. fire, flood, earthquake, other acts of nature, and acts of third parties outside of our control).
- Failure to provide an adequate overhang for exterior doors; damage caused by extreme temperature buildup where storm doors are present. For general guidelines, see our "Appropriate Protection for Exterior Doors" in our product literature or at www.jeld-wen.com/resources; for specific information pertaining to your structure, consult your contractor or other building professional.
- Improper installation not in conformance with JELD-WEN installation instructions (note: see www.jeld-wen.com for current installation instructions); operational problems and problems related to water and/or air infiltration/leaking as a result of improper installation or flaws in building design or construction.
- Installation into a condition that exceeds product design standards and/or certified performance specifications and/or is not in compliance with building codes.
- Improper field finishing of all surfaces (front and back) and edges (top, bottom, and sides) of the door slab and frame (See our Finishing Instructions at www.jeld-wen.com/resources); variation or unsatisfactory results in sheen or texture resulting from the field application of paint or any other finishing material.
- Bow or misalignment in the frame or jamb in which the door slab is hung (if such is purchased from JELD-WEN unmachined and not prehung).
- Wood decay for wood components other than of AuraLast pine; and wood decay for any wood components (including pine) that come in direct contact with soil. Note: superficial mold/mildew does not indicate wood decay.
- Structural integrity issues or other problems caused by improper field fitting of the hardware, improper sizing of the door slab, or other assembly problems.
- Hardware, accessories or inserts that are not provided by us.
- Condensation or damage as a result of condensation (Note: unless due to insulating glass failure, most condensation problems are related to excessive humidity levels in a structure; contact a heating/air conditioning specialist for help).

JELD-WEN is also not liable for:

- Warp for any 3'6" wide by 8' 0" high by 1 3/4", or smaller door slab, which does not exceed 1/4" in the plane of the door slab itself; door slabs wider and/or higher are not guaranteed for warp.
- Slight expansion or contraction due to varying environmental conditions; slab movement (shrinkage or swelling) of 1/4" or less due to temperature and humidity, consult our Care & Maintenance documents on how to work with this natural movement.
- Screen damage due to normal wear and tear, misuse, abuse, or insect or animal activity.
- Discoloration or rusting of decorative metal accent options, such as grilles, clavos, straps, etc.; discoloration of wood sills provided by us.
- Slight imperfections or wavy distortions in the glass that don't impair structural integrity. Note: wavy distortions in the glass (e.g. related to laminate interlayer or heat strengthening of glass) are not considered a defect. Slight color variations in glass are not considered a defect.

- Labor and materials for repainting or refinishing activities or the removal or disposal of defective product(s); labor exceeding the time periods specified above.
- Incidental or consequential damage. Some states/provinces do not allow the exclusion or limitation of incidental or consequential damages, so this may not apply to you.

Important Legal Information -- Please read this carefully. It affects your rights.

This Limited Warranty document sets forth our maximum liability for our products. We shall not be liable for special, indirect, consequential, or incidental damages. Your sole and exclusive remedy with respect to any and all losses or damages resulting from any cause whatsoever shall be as specified above. We make no other warranty or guarantee, either express or implied, including implied warranties of merchantability and fitness for a particular purpose to the original purchaser or to any subsequent user of the Product, except as expressly contained herein. In the event state or provincial law precludes exclusion or limitation of implied warranties, the duration of any such warranties shall be no longer than, and the time and manner of presenting any claim thereon shall be the same as, that provided in the express warranty stated herein. This Limited Warranty document gives you specific legal rights, and you may have other rights that vary from state/province to state/province.

Any dispute, controversy or claim arising out of or relating to this warranty, any alleged breach thereof, or the use or sale of the products to which this warranty applies shall be resolved by mandatory and binding arbitration administered by the American Arbitration Association in accordance with its commercial arbitration rules. Any ensuing arbitration will be venued in Charlotte, North Carolina. Original purchaser agrees that they may assert claims against JELD-WEN in their individual capacity only, and not as a plaintiff or class member in any purported class action proceeding. This warranty shall be interpreted in accordance with the laws of North Carolina (excluding North Carolina's conflict of laws principles). This warranty shall be interpreted in accordance with the laws of Oregon (excluding Oregon's conflict of laws principles). If any provision of this warranty is deemed illegal or unenforceable in a judicial proceeding, that provision shall be severed and excluded, and the remainder of this warranty shall continue in force. Rejection of these dispute resolution provisions must be sent to JELD-WEN at the address provided herein within thirty (30) days of original purchaser's receipt of the Products to which this warranty applies.

No distributor, dealer or representative of JELD-WEN has the authority to change, modify or expand this warranty. The original purchaser of this Product acknowledges that they have read this warranty, understand it and are bound by its terms and agrees to provide this warranty to the original owner of the structure into which the Product is installed.

¹"JELD-WEN Products" shall refer to interior and exterior door slabs and systems marketed under the JELD-WEN brand name for use in the United States and Canada. See our separate Export Warranty for applicable coverage on products used outside the United States and Canada.

²This warranty extends to the original owner (original owner means the contractor/dealer/distributor/purchaser and the initial owner of the structure where the product is initially installed) and is not transferable. The original purchaser of this product acknowledges that they have read this warranty, understand it and are bound by its terms and agrees to provide this warranty to the original owner of the structure into which the product is installed. Should state or provincial law preclude no transferability, then the warranty period is effective as applicable up to **five (5)** years from the date of initial purchase for door slabs and systems and **one (1)** year from the date of manufacture for the factory prefinish.

³"Skilled labor" refers to tasks where specialized technical knowledge, experience, methods or tools are required to properly identify, diagnose and/or correct product-related problems.


© 2019, JELD-WEN, Inc. | JELD-WEN and AuraLast are registered trademarks of JELD-WEN, Inc.

ABOUT JELD-WEN

Since 1960, when JELD-WEN began with one millwork plant, we've been dedicated to crafting windows and doors that enhance the beauty and functionality of your home. Today we continue that tradition with products that are durable and lasting. It's the result of innovation as the driving force in all that we do.

In addition to responsible reforestation practices, we reuse and recycle as much of our raw resources as possible. Innovation is also at the heart of our design and manufacturing process. With JELD-WEN, you can expect products that are more than just beautiful on the outside. The inner workings of our windows and doors are engineered to function reliably for years to come.

Our extensive product offering is available globally through multiple distribution channels, including retail home centers, wholesale distributors, and building products dealers.





JW JELD-WEN
WINDOWS & DOORS

© 2020 JELD-WEN, Inc. All rights reserved. | JELD-WEN, the JELD-WEN Logo, the JW Logo, CAIMAN, CAMDEN, CARRARA, COLONIST, CONMORE, MADISON, MONROE, PROCORE, and PROCORE THE QUIET DOOR are registered trademarks of JELD-WEN, Inc. BIRKDALE, CAMBRIDGE, CONTINENTAL, CRAFTSMAN III, IMPRESSION, PRINCETON, ROCKPORT, and SANTA FE are trademarks of JELD-WEN, Inc.

10-92821 10/20